

# RETRO DUO

**NEW**

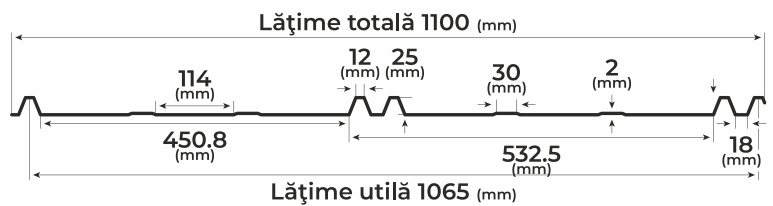
# RETRO DUO

The **RetroDuo** roof is one of the newest solutions available in terms of roofing, which manages to combine, in a single product, the expectations of customers, architects and installers.

**RetroDuo** is an innovative product, specially designed to combine the aesthetic aspect of the Retro Panel cover with the installation similar to that of the metal tile.

This type of metal roof has an elegant, modern and distinguished look, suitable for both new and renovated homes, where you want to keep the traditional style. It can be used both for roofing and for cladding the facades of buildings, residential or commercial.

The longitudinal lines on the profile surface have an aesthetic role, giving the roof an undeniable elegance, but also a technical role, ensuring an additional rigidity of metal panels.




## TECHNICAL CHARACTERISTICS

Material	Steel sheet, galvanized on both sides, protected with polyester
Nominal thickness	0,45 mm - 0,70 mm
Total width	1100 mm
Effective coverage width	1065 mm
Total height	25 mm
Minimum slope	10° if no diagonal joints are necessary / 15° in the case of diagonal joints
Weight per area	4 - 5 Kg / sqm
Glossy finish warranty	10-year warranty for color characteristics and corrosion
Matte finish warranty	15-year warranty for color characteristics and corrosion
GrandeMat finish warranty	30-year warranty for color characteristics and corrosion
Expected lifespan	60 years for the roof, resistance to temperature changes


## GLOSSY SHADES




RAL 3000  
Flame Red



RAL 3005  
Wine Red




RAL 3009  
Oxide Red




RAL 3011  
Brown Red



RAL 5010  
Blue




RAL 6005  
Green




RAL 7024  
Graphite Grey



RAL 8003  
Clay Brown




RAL 8004  
Copper Brown




RAL 8017  
Chocolate Brown



RAL 9002  
White



RAL 9005  
Black



RAL 9006  
Silver

## ADVANTAGES:

- Low acquisition and assembly costs compared to other similar products
- Facilitates assembly, no additional creases are required
- Can be used both as a roof and for cladding the facades of residential or commercial buildings
- Longitudinal pre-profiling to increase roof stiffness
- Suitable for heritage buildings


## MAT SHADES




RAL 3005  
Wine Red



RAL 3009  
Oxide Red




RAL 6020  
Green



RAL 7024  
Graphite Grey




RAL 8004  
Copper Brown



RAL 8017  
Chocolate Brown




RAL 8019  
Grey Brown




RAL 9005  
Black

- Wide range of colors


## GrandeMat SHADES



RAL 3005  
Wine Red




RAL 3011  
Brown Red



RAL 6005  
Green




RAL 7011  
Grey



RAL 7024  
Graphite Grey




RAL 8004  
Copper Brown



RAL 8017  
Chocolate Brown



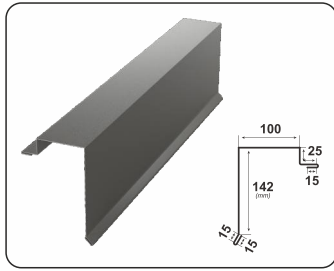
RAL 8019  
Grey Brown



RAL 9005  
Black

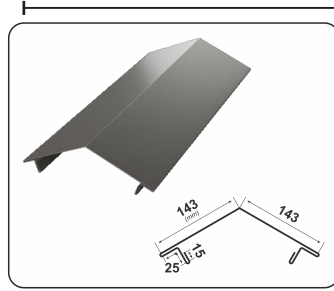
# RETRO DUO ACCESSORIES

## RETRO GABLE BORDER

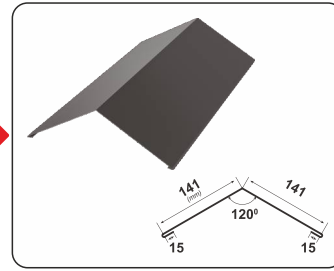


RETRO GABLE BORDER

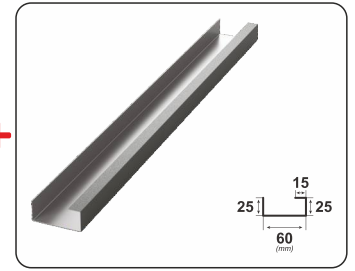
## RIDGE



RETRO RIDGE

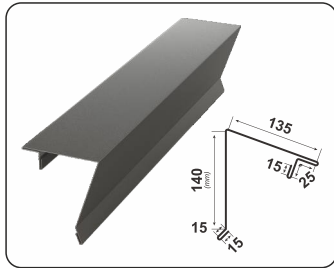


ANGULAR RIDGE

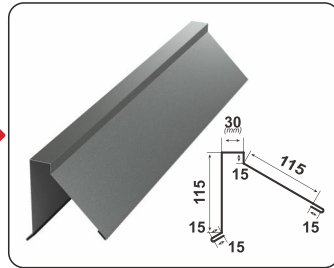


RIDGE SUPPORT


## HALF-RIDGE



RETRO HALF-RIDGE

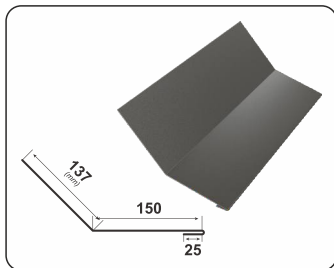


ANGULAR HALF-RIDGE

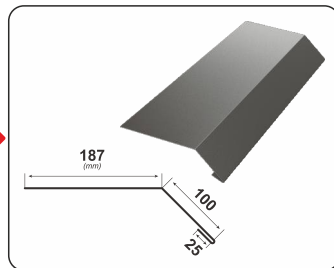


RIDGE SUPPORT


## SLOPE BREAKING



CONCAVE SLOPE BREAKING

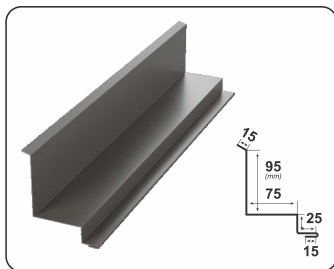


CONVEX SLOPE BREAKING

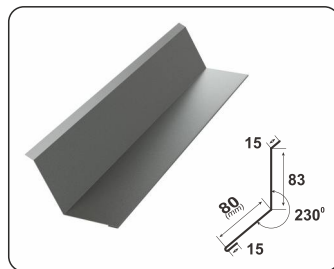


RIDGE SUPPORT

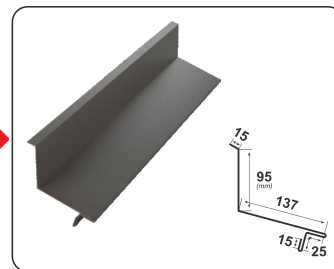
## SIDEWALL BORDER



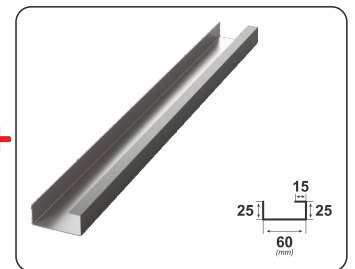
RETRO SIDEWALL BORDER



WALL BORDER

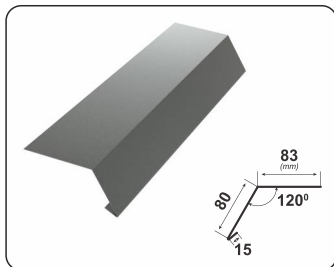


RETRO HORIZONTAL WALL BORDER

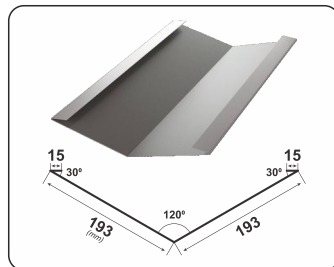


RIDGE SUPPORT

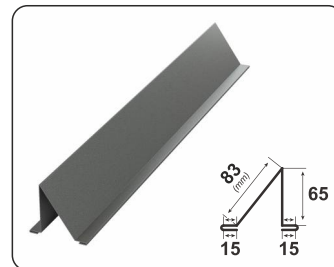
## RAIN SHADOW BORDER



RAIN SHADOW BORDER



RETRO VALLEY



SNOW STOPPER



WOODSCREW  
4,8 X 35 mm

**BILKA STEEL SRL**

**Address:** Braşov, Str. Henri Coandă Nr. 17

**Tel:** +40 733 30 30 30

**Fax:** +40 268 54 81 16

**Email:** office@bilka.ro

# RETRO DUO

[www.bilka.com](http://www.bilka.com)