




VÝROBOK

POZINKOVANÝ PROFIL C








Kovové C profily sú inováciou v oblasti kovových konštrukcií pre ľahké priemyselné haly. Používajú sa najmä ako rímky na stenách či spojovacie prvky strechy, ale aj na vedľajších stavbách.

Tuhosť a pevnosť profilov umožňuje ich využitie napríklad na:

- ocelové konštrukčné prvky občianskej vybavenosti, v priemyselných a v poľnohospodárskych stavbách;
- alebo na druhotné prvky nosnej konštrukcie budov ako strešné panely a stenové nosníky.

TECHNICKÉ PARAMETRE	Výška prierezu	
	Hrúbka	100 - 400 mm
	Kvalita materiálu	1.5 - 3.5 mm
	Štandardné dĺžky rezu	S350GD+Z275
	250- 15000 mm * pre iné dĺžky kontaktujte technického zástupcu spoločnosti BILKA.	

- C profily sa dierujú podľa technického vrtacieho plánu. Dierovanie je možné na všetkých stranách a aj na pätke.
- Profily môžu mať rovnaké alebo rôzne strany;
- Všetky stavebné prvky sú spojené skrutkami pre rýchlu montáž na mieste stavby.

vzory dierovania	Typy dierovania		Dostupný priemer								
	Symbol	Forma	5	10	11	12	13	14	15	16	18
OKRÚHLÝ		5	10	11	12	13	14	15	16	18	20
		22									
OVÁLNY		18x14	20x10	25x14	28x14	32x16	35x12	39x19	40x18	40x25	
		40x26	50x13	50x5							
ŠTVORCOVÝ		40x40									
OBĎLŽNIKOVÝ		16x24	28.5x18								
VIACERÉ KOMBINÁCIE											

TYP PROFILU	Rozmery prierezu							
	H (mm)	A(mm)	B (mm)	C1=C2 (mm)	t (mm)	t _n (mm)	r (mm)	G(kg/ml)
C100-1.5	100	43.5	43.5	18	1.46	1.5	3.5	2.46
C100-2	100	43.5	43.5	18	1.96	2	3.5	3.23
C100-2.5	100	43.5	43.5	18	2.46	2.5	3.5	3.96
C100-3	100	43.5	43.5	18	2.96	3	3.5	4.69
C100-3.5	100	43.5	43.5	18	3.46	3.5	3.5	5.36
C120-1.5	120	43.5	43.5	18	1.46	1.5	3.5	2.70
C120-2	120	43.5	43.5	18	1.96	2	3.5	3.54
C120-2.5	120	43.5	43.5	18	2.46	2.5	3.5	4.36
C120-3	120	43.5	43.5	18	2.96	3	3.5	5.16
C120-3.5	120	43.5	43.5	18	3.46	3.5	3.5	5.91
C140-1.5	140	43.5	43.5	18	1.46	1.5	3.5	2.93
C140-1.5	140	62.5	62.5	22	1.46	1.5	3.5	3.47
C140-2	140	43.5	43.5	18	1.96	2	3.5	3.85
C140-2	140	62.5	62.5	22	1.96	2	3.5	4.58
C140-2.5	140	43.5	43.5	18	2.46	2.5	3.5	4.75
C140-2.5	140	62.5	62.5	22	2.46	2.5	3.5	5.65
C140-3	140	43.5	43.5	18	2.96	3	3.5	5.63
C140-3	140	62.5	62.5	22	2.96	3	3.5	6.71
C140-3.5	140	43.5	43.5	18	3.46	3.5	3.5	6.46
C140-3.5	140	62.5	62.5	22	3.46	3.5	3.5	7.72
C150-1.5	150	43.5	43.5	18	1.46	1.5	3.5	3.05
C150-1.5	150	62.5	62.5	22	1.46	1.5	3.5	3.59
C150-2	150	43.5	43.5	18.5	1.96	2	3.5	4.03
C150-2	150	62.5	62.5	22	1.96	2	3.5	4.73
C150-2.5	150	43.5	43.5	19	2.46	2.5	3.5	4.98
C150-2.5	150	62.5	62.5	22	2.46	2.5	3.5	5.85
C150-3	150	43.5	43.5	19	2.96	3	3.5	5.91
C150-3	150	62.5	62.5	22	2.96	3	3.5	6.95
C150-3.5	150	43.5	43.5	19	3.46	3.5	3.5	6.79
C150-3.5	150	62.5	62.5	22	3.46	3.5	3.5	8.00
C160-1.5	160	43.5	43.5	18	1.46	1.5	3.5	3.17
C160-1.5	160	62.5	62.5	22	1.46	1.5	3.5	3.71
C160-2	160	43.5	43.5	18.5	1.96	2	3.5	4.18
C160-2	160	62.5	62.5	22	1.96	2	3.5	4.89
C160-2.5	160	43.5	43.5	19	2.46	2.5	3.5	5.18
C160-2.5	160	62.5	62.5	22	2.46	2.5	3.5	6.04
C160-3	160	43.5	43.5	19	2.96	3	3.5	6.15
C160-3	160	62.5	62.5	22	2.96	3	3.5	7.18
C160-3.5	160	43.5	43.5	19	3.46	3.5	3.5	7.06
C160-3.5	160	62.5	62.5	22	3.46	3.5	3.5	8.27
C180-1.5	180	56.5	56.5	20	1.46	1.5	3.5	3.76
C180-1.5	180	62.5	62.5	22	1.46	1.5	3.5	3.94
C180-2	180	56.5	56.5	22	1.96	2	3.5	5.02
C180-2	180	62.5	62.5	22	1.96	2	3.5	5.20
C180-2.5	180	56.5	56.5	23	2.46	2.5	3.5	6.24
C180-2.5	180	62.5	62.5	22	2.46	2.5	3.5	6.44
C180-3	180	56.5	56.5	23	2.96	3	3.5	7.42
C180-3	180	62.5	62.5	22	2.96	3	3.5	7.65
C180-3.5	180	56.5	56.5	23	3.46	3.5	3.5	8.54
C180-3.5	180	62.5	62.5	22	3.46	3.5	3.5	8.82

TYP PROFILU	Rozmery prierezu							
	H (mm)	A(mm)	B (mm)	C1=C2 (mm)	t (mm)	t _n (mm)	r (mm)	G(kg/ml)
C200-1.5	200	62.5	62.5	23.5	1.46	1.5	3.5	4.22
C200-1.5	200	68.5	68.5	24.0	1.46	1.5	3.5	4.37
C200-2	200	62.5	62.5	24.0	1.96	2.0	3.5	5.58
C200-2	200	68.5	68.5	24.0	1.96	2.0	3.5	5.77
C200-2.5	200	62.5	62.5	25.0	2.46	2.5	3.5	6.95
C200-2.5	200	68.5	68.5	26.0	2.46	2.5	3.5	7.22
C200-3	200	62.5	62.5	25.0	2.96	3.0	3.5	8.27
C200-3	200	68.5	68.5	26.0	2.96	3.0	3.5	8.60
C200-3.5	200	62.5	62.5	25.0	3.46	3.5	3.5	9.53
C200-3.5	200	68.5	68.5	26.0	3.46	3.5	3.5	9.92
C250-1.5	250	62.5	62.5	23.5	1.46	1.5	3.5	4.80
C250-1.5	250	68.5	68.5	24.0	1.46	1.5	3.5	4.96
C250-2	250	62.5	62.5	24.0	1.96	2.0	3.5	6.37
C250-2	250	68.5	68.5	24.0	1.96	2.0	3.5	6.55
C250-2.5	250	62.5	62.5	26.0	2.46	2.5	3.5	7.97
C250-2.5	250	68.5	68.5	26.0	2.46	2.5	3.5	8.20
C250-3	250	62.5	62.5	26.0	2.96	3.0	3.5	9.49
C250-3	250	68.5	68.5	26.0	2.96	3.0	3.5	9.77
C250-3.5	250	62.5	62.5	26.0	3.46	3.5	3.5	10.96
C250-3.5	250	68.5	68.5	26.0	3.46	3.5	3.5	11.29
C300-1.5	300	73.5	73.5	23.5	1.46	1.5	3.5	5.65
C300-2	300	73.5	73.5	24.0	1.96	2.0	3.5	7.51
C300-2	300	84.5	84.5	24.0	1.96	2.0	3.5	7.84
C300-2.5	300	73.5	73.5	26.0	2.46	2.5	3.5	9.42
C300-2.5	300	84.5	84.5	24.0	2.46	2.5	3.5	9.73
C300-3	300	73.5	73.5	26.0	2.96	3.0	3.5	11.19
C300-3	300	84.5	84.5	26.0	2.96	3.0	3.5	11.70
C300-3.5	300	73.5	73.5	26.0	3.46	3.5	3.5	12.94
C300-3.5	300	84.5	84.5	26.0	3.46	3.5	3.5	13.55
C350-1.5	350	73.5	73.5	23.0	1.46	1.5	3.5	6.23
C350-2	350	73.5	73.5	23.0	1.96	2.0	3.5	8.25
C350-2	350	96.0	96.0	25.0	1.96	2.0	3.5	9.02
C350-2.5	350	73.5	73.5	25.0	2.46	2.5	3.5	10.32
C350-2.5	350	96.0	96.0	26.0	2.46	2.5	3.5	11.25
C350-3	350	73.5	73.5	25.0	2.96	3.0	3.5	12.32
C350-3	350	96.0	96.0	27.0	2.96	3.0	3.5	13.47
C350-3.5	350	73.5	73.5	25.0	3.46	3.5	3.5	14.26
C350-3.5	350	96.0	96.0	28.0	3.46	3.5	3.5	15.66
C400-1.5	400	84.5	84.5	24.0	1.46	1.5	3.5	7.10
C400-2	400	84.5	84.5	25.0	1.96	2.0	3.5	9.44
C400-2	400	96.0	96.0	30.0	1.96	2.0	3.5	9.96
C400-2.5	400	84.5	84.5	26.0	2.46	2.5	3.5	11.78
C400-2.5	400	96.0	96.0	30.0	2.46	2.5	3.5	12.38
C400-3	400	84.5	84.5	26.0	2.96	3.0	3.5	14.06
C400-3	400	96.0	96.0	30.0	2.96	3.0	3.5	14.79
C400-3.5	400	84.5	84.5	26.0	3.46	3.5	3.5	16.29
C400-3.5	400	96.0	96.0	30.0	3.46	3.5	3.5	17.14

Geometrické vlastnosti nespracovaného rezu

TYP PROFILU	Geometrické vlastnosti nespracovaného rezu									
	A (mm ²)	y _c (mm)	z _{c1} (mm)	z _{c2} (mm)	I _y (cm ⁴)	W _{y1} (cm ³)	W _{y2} (cm ³)	I _z (cm ⁴)	i _y (cm)	i _z (cm)
C100-1.5	305.1	14.6	49.3	49.3	45.07	9.15	9.15	8.24	3.92	1.68
C100-2	402.8	14.3	49.0	49.0	59.63	12.17	12.17	11.00	3.89	1.65
C100-2.5	496.9	14.1	48.8	48.8	76.48	15.69	15.69	13.46	3.87	1.63
C100-3	589.0	13.9	48.5	48.5	90.44	18.65	18.65	15.35	3.85	1.61
C100-3.5	674.7	13.6	48.3	48.3	103.65	21.48	21.48	17.69	3.83	1.59
C120-1.5	334.3	13.3	59.3	59.3	69.32	11.70	11.70	8.78	4.64	1.65
C120-2	442.0	13.1	59.0	59.0	92.01	15.59	15.59	11.73	4.61	1.65
C120-2.5	546.1	12.9	58.8	58.8	114.04	19.41	19.41	14.63	4.58	1.64
C120-3	648.2	12.6	58.5	58.5	139.46	23.84	23.84	16.87	4.56	1.61
C120-3.5	743.9	12.3	58.3	58.3	160.34	27.53	27.53	18.47	4.54	1.59
C140-1.5	363.5	12.3	69.3	69.3	105.44	15.23	15.23	9.76	5.35	1.62
C140-1.5	430.7	20.6	69.3	69.3	135.68	19.59	19.59	25.66	5.57	2.39
C140-2	481.2	12.0	69.0	69.0	138.23	20.03	20.03	12.26	5.32	1.68
C140-2	571.3	20.3	69.0	69.0	176.52	25.58	25.58	32.42	5.54	2.37
C140-2.5	595.3	11.8	68.8	68.8	170.26	24.77	24.77	14.46	5.3	1.66
C140-2.5	708.5	20.1	68.8	68.8	214.26	31.17	31.17	39.33	5.52	2.35
C140-3	707.4	11.6	68.5	68.5	201.65	29.44	29.44	16.96	5.28	1.65
C140-3	843.6	19.9	68.5	68.5	261.84	38.23	38.23	46.35	5.50	2.33
C140-3.5	813.1	11.4	68.3	68.3	232.61	34.08	34.08	19.46	5.26	1.62
C140-3.5	972.3	19.6	68.3	68.3	300.48	44.03	44.03	53.15	5.48	2.31
C150-1.5	378.1	11.7	74.3	74.3	117.93	15.88	15.88	9.42	5.69	1.61
C150-1.5	445.3	19.9	74.3	74.3	161.35	21.73	21.73	26.49	5.94	2.38
C150-2	502.7	11.5	74.0	74.0	157.05	21.22	21.22	12.61	5.66	1.60
C150-2	590.9	19.7	74.0	74.0	212.07	28.66	28.66	33.68	5.91	2.36
C150-2.5	624.8	11.2	73.8	73.8	195.31	26.48	26.48	15.75	5.63	1.59
C150-2.5	773.1	19.4	73.8	73.8	260.48	35.32	35.32	41.67	5.88	2.34
C150-3	743.0	11.0	73.5	73.5	240.63	32.74	32.74	18.34	5.61	1.58
C150-3	873.2	19.2	73.5	73.5	307.84	41.88	41.88	48.76	5.86	2.31
C150-3.5	854.6	10.9	73.3	73.3	277.13	37.83	37.83	21.74	5.59	1.56
C150-3.5	1006.9	18.9	73.3	73.3	353.12	48.21	48.21	54.88	5.84	2.29
C160-1.5	392.7	11.3	79.3	79.3	147.65	18.63	18.63	10.35	6.05	1.59
C160-1.5	459.9	19.3	79.3	79.3	185.46	23.40	23.40	25.48	6.29	2.37
C160-2	522.3	11.2	79.0	79.0	194.26	24.59	24.59	13.39	6.03	1.58
C160-2	610.5	19.1	79.0	79.0	240.87	30.49	30.49	34.67	6.27	2.35
C160-2.5	649.4	11.1	78.8	78.8	241.68	30.69	30.69	16.99	6.01	1.57
C160-2.5	757.7	18.8	78.8	78.8	293.41	37.26	37.26	41.65	6.24	2.33
C160-3	772.6	11.0	78.5	78.5	283.64	36.13	36.13	19.47	5.99	1.56
C160-3	902.8	18.7	78.5	78.5	358.41	45.66	45.66	49.87	6.22	2.31
C160-3.5	889.2	10.9	78.3	78.3	324.6	41.49	41.49	21.76	5.97	1.54
C160-3.5	1041.5	18.5	78.3	78.3	411.63	52.60	52.60	55.14	6.20	2.29
C180-1.5	465.7	15.5	89.3	89.3	227.69	25.51	25.51	21.36	6.99	2.14
C180-1.5	489.1	18.2	89.3	89.3	243.58	27.29	27.29	26.77	7.01	2.34
C180-2	626.2	15.3	89.0	89.0	304.53	34.22	34.22	28.68	6.96	2.14
C180-2	649.7	17.9	89.0	89.0	317.69	35.70	35.70	35.46	6.98	2.32
C180-2.5	782.3	15.1	88.8	88.8	380.44	42.87	42.87	35.96	6.94	2.13
C180-2.5	806.9	17.6	88.8	88.8	387.62	43.68	43.68	42.24	6.95	2.30
C180-3	932.4	14.9	88.5	88.5	448.65	50.69	50.69	41.65	6.92	2.11
C180-3	962.0	17.4	88.5	88.5	472.90	53.44	53.44	51.47	6.93	2.29
C180-3.5	1076.1	14.8	88.3	88.3	517.26	58.61	58.61	47.61	6.90	2.09
C180-3.5	1110.7	17.2	88.3	88.3	544.41	61.69	61.69	58.63	6.91	2.27

Geometrické vlastnosti nespracovaného rezu

TYP PROFILU	Geometrické vlastnosti nespracovaného rezu									
	A (mm ²)	y _c (mm)	z _{c1} (mm)	z _{c2} (mm)	I _y (cm ⁴)	W _{y1} (cm ³)	W _{y2} (cm ³)	I _z (cm ⁴)	i _y (cm)	i _z (cm)
C200-1.5	522.7	17.5	99.3	99.3	311.74	31.41	31.41	28.36	7.94	2.34
C200-1.5	541.7	19.8	99.3	99.3	330.74	33.32	33.32	36.48	7.84	3.29
C200-2	696.8	17.3	99.0	99.0	415.59	41.98	41.98	37.65	8.02	2.32
C200-2	720.3	19.5	99.0	99.0	442.58	44.71	44.71	48.95	7.82	3.27
C200-2.5	870.8	17.1	98.8	98.8	520.19	52.68	52.68	46.25	8.09	2.3
C200-2.5	905.3	19.3	98.8	98.8	553.19	56.02	56.02	60.26	7.79	3.26
C200-3	1039.0	16.9	98.5	98.5	622.64	63.21	63.21	57.13	8.07	2.28
C200-3	1080.4	19.1	98.5	98.5	657.15	66.72	66.72	71.64	7.76	3.24
C200-3.5	1200.6	16.7	98.3	98.3	719.49	73.23	73.23	65.35	8.05	2.27
C200-3.5	1249.1	19.0	98.3	98.3	756.35	76.98	76.98	80.72	7.74	3.22
C250-1.5	595.7	15.4	124.3	124.3	542.25	43.64	43.64	29.58	9.42	2.26
C250-1.5	614.7	17.5	124.3	124.3	558.87	44.98	44.98	38.74	9.58	3.08
C250-2	794.8	15.3	124.0	124.0	716.34	57.77	57.77	39.78	9.39	2.25
C250-2	818.3	17.3	124.0	124.0	749.06	60.41	60.41	51.69	9.56	3.06
C250-2.5	998.8	15.2	123.8	123.8	895.65	72.38	72.38	50.39	9.36	2.24
C250-2.5	1028.3	17.1	123.8	123.8	937.78	75.78	75.78	64.36	9.56	3.05
C250-3	1192.9	15.0	123.5	123.5	1064.51	86.20	86.20	61.32	9.34	2.22
C250-3	1228.4	17.0	123.5	123.5	1119.46	90.64	90.64	76.41	9.54	3.03
C250-3.5	1380.5	14.8	123.3	123.3	1231.60	99.93	99.93	69.94	9.32	2.21
C250-3.5	1422.1	16.8	123.3	123.3	1290.47	104.7	104.7	86.44	9.51	3.02
C300-1.5	700.8	17.1	149.3	149.3	916.73	61.42	61.42	46.86	11.28	2.60
C300-2	937.9	16.9	149.0	149.0	1213.34	81.43	81.43	62.23	11.26	2.58
C300-2	979.0	20.5	149.0	149.0	1287.70	86.42	86.42	88.64	11.51	3.68
C300-2.5	1180.8	16.7	148.8	148.8	1516.58	101.95	101.95	79.35	11.24	2.56
C300-2.5	1220.2	20.3	148.8	148.8	1613.83	108.49	108.49	111.63	11.49	3.68
C300-3	1406	16.5	148.5	148.5	1804.63	121.52	121.52	95.67	11.22	2.54
C300-3	1471.1	20.0	148.5	148.5	1944.46	130.94	130.94	134.98	11.47	3.69
C300-3.5	1629.7	16.3	148.3	148.3	2089.46	140.94	140.94	109.46	11.20	2.52
C300-3.5	1705.8	19.7	148.3	148.3	2252.10	151.91	151.91	153.47	11.45	3.66
C350-1.5	772.3	15.5	174.3	174.3	1326.93	76.15	76.15	48.84	12.93	2.52
C350-2	1030.0	15.3	174.0	174.0	1752.81	100.74	100.74	64.28	12.91	2.5
C350-2	1126.0	22.5	174.0	174.0	2005.22	115.24	115.24	129.56	13.39	4.12
C350-2.5	1294.0	15.1	173.8	173.8	2192.36	126.18	126.18	82.69	12.89	2.49
C350-2.5	1409.6	22.3	173.8	173.8	2514.45	144.72	144.72	163.45	13.37	4.13
C350-3	1548.1	14.9	173.5	173.5	2622.49	151.15	151.15	99.45	12.87	2.47
C350-3	1693.1	22.1	173.5	173.5	3031.40	174.72	174.72	197.45	13.35	4.13
C350-3.5	1795.7	14.8	173.3	173.3	3039.01	175.41	175.41	113.97	12.85	2.46
C350-3.5	1972.2	21.9	173.3	173.3	3548.70	204.83	204.83	232.83	13.34	4.14
C400-1.5	880.4	17.2	199.3	199.3	1979.21	99.33	99.33	71.65	14.78	2.85
C400-2	1178.9	17.0	199.0	199.0	2629.57	132.14	132.14	95.02	14.76	2.83
C400-2	1243.6	21.8	199.0	199.0	2754.50	138.42	138.42	135.26	15.07	3.95
C400-2.5	1476.0	16.8	198.8	198.8	3273.79	164.72	164.72	120.95	14.74	2.81
C400-2.5	1552.3	21.6	198.8	198.8	3455.69	173.87	173.87	169.45	15.05	3.96
C400-3	1767.1	16.6	198.5	198.5	3899.34	196.44	196.44	144.98	14.72	2.79
C400-3	1858.9	21.3	198.5	198.5	4168.25	209.99	209.99	204.36	15.04	3.96
C400-3.5	2051.8	16.4	198.3	198.3	4523.98	228.20	228.20	165.47	14.71	2.77
C400-3.5	2159.0	21.1	198.3	198.3	4880.04	246.16	246.16	241.21	15.02	3.97

TYP PROFILU	Odolnosť na základe nespracovaného rezu	
	Natahovanie N (kN)	Ohýbanie M (kNm)
C100-1.5	106.80	3.20
C100-2	140.97	4.26
C100-2.5	173.92	5.49
C100-3	206.16	6.53
C100-3.5	236.15	7.52
C120-1.5	117.02	4.09
C120-2	154.69	5.46
C120-2.5	191.14	6.79
C120-3	226.88	8.34
C120-3.5	260.37	9.63
C140-1.5	127.24	5.33
C140-1.5	150.75	6.86
C140-2	168.41	7.01
C140-2	199.97	8.95
C140-2.5	208.36	8.67
C140-2.5	247.97	10.91
C140-3	247.60	10.30
C140-3	295.26	13.38
C140-3.5	284.59	11.93
C140-3.5	340.29	15.41
C150-1.5	132.35	5.56
C150-1.5	155.86	7.61
C150-2	175.96	7.43
C150-2	206.83	10.03
C150-2.5	218.69	9.27
C150-2.5	256.58	12.36
C150-3	260.04	11.46
C150-3	305.62	14.66
C150-3.5	299.12	13.24
C150-3.5	352.40	16.87
C160-1.5	137.46	6.52
C160-1.5	160.97	8.19
C160-2	182.82	8.61
C160-2	213.69	10.67
C160-2.5	227.30	10.74
C160-2.5	265.19	13.04
C160-3	270.40	12.65
C160-3	315.98	15.98
C160-3.5	311.23	14.52
C160-3.5	364.51	18.41
C180-1.5	163.01	8.93
C180-1.5	171.19	9.55
C180-2	219.18	11.98
C180-2	227.41	12.49
C180-2.5	273.80	15.00
C180-2.5	282.41	15.29
C180-3	326.34	17.74
C180-3	336.7	18.70
C180-3.5	376.62	20.51
C180-3.5	388.73	21.59

TYP PROFILU	Odolnosť na základe nespracovaného rezu	
	Natahovanie N (kN)	Ohýbanie M (kNm)
C200-1.5	182.94	10.99
C200-1.5	189.58	11.66
C200-2	243.87	14.69
C200-2	252.11	15.65
C200-2.5	304.79	18.44
C200-2.5	316.85	19.61
C200-3	363.64	22.12
C200-3	378.14	23.35
C200-3.5	420.22	25.63
C200-3.5	437.17	26.94
C250-1.5	208.49	15.27
C250-1.5	215.13	15.74
C250-2	278.17	20.22
C250-2	286.41	21.14
C250-2.5	349.57	25.33
C250-2.5	359.90	26.52
C250-3	417.51	30.17
C250-3	429.94	31.73
C250-3.5	483.19	34.97
C250-3.5	497.72	36.65
C300-1.5	245.28	21.50
C300-2	328.25	28.50
C300-2	342.66	30.25
C300-2.5	413.28	35.68
C300-2.5	427.06	37.97
C300-3	492.10	42.53
C300-3	514.89	45.83
C300-3.5	570.38	49.33
C300-3.5	597.02	53.17
C350-1.5	270.32	26.65
C350-2	360.49	35.26
C350-2	394.11	40.33
C350-2.5	452.89	44.16
C350-2.5	493.35	50.65
C350-3	541.83	52.90
C350-3	592.59	61.15
C350-3.5	628.51	61.39
C350-3.5	690.27	71.69
C400-1.5	308.13	34.77
C400-2	412.63	46.25
C400-2	435.27	48.45
C400-2.5	516.60	57.65
C400-2.5	543.29	60.85
C400-3	618.49	68.75
C400-3	650.61	73.50
C400-3.5	718.12	79.87
C400-3.5	755.66	86.15